

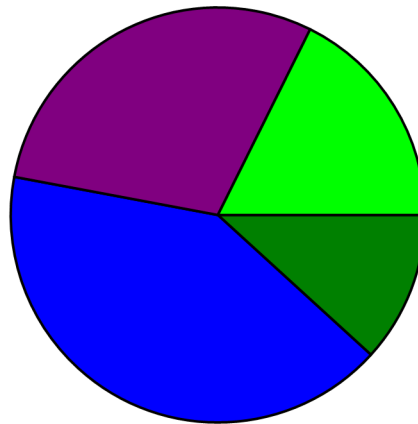
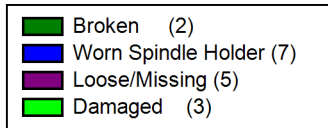
FAILURE ANALYSIS REPORT FOR IDLER STRUCTURE

Displays an analysis of structure failures by type and failure type for the selected business / group / department / area



Filter by Period : (tagged between 16/07/2017 and 16/08/2017)

Summary of Structure Failures by Structure Failure Type



Summary of Structure Failures by Failure Type

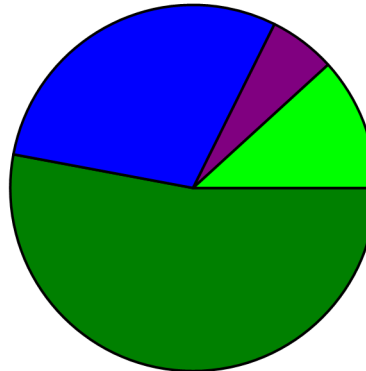
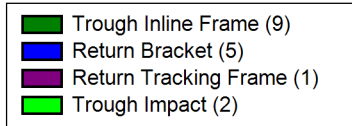
		Outstanding		Replaced	
		Total	%	Total	%
CV01	Total		-	1	100%
CV07	Total	1	33.33%	2	66.67%
CV08	Total		-	1	100%
CV09	Total	1	100%		-
CV11	Total	1	100%		-
CV12	Total	1	50%	1	50%
CV18	Total		-	2	100%
CV30	Total	3	50%	3	50%
Total		7	41.18%	10	58.82%

FAILURE ANALYSIS REPORT FOR IDLER STRUCTURE

Displays an analysis of structure failures by type and failure type for the selected business / group / department / area

Filter by Period : (tagged between 16/07/2017 and 16/08/2017)

Summary of Structure Failures by Structure Type



Summary of Structure Failures by Structure Type

		Outstanding		Replaced	
		Total	%	Total	%
CV01	Total		-	1	100%
CV07	Total	1	33.33%	2	66.67%
CV08	Total		-	1	100%
CV09	Total	1	100%		-
CV11	Total	1	100%		-
CV12	Total	1	50%	1	50%
CV18	Total		-	2	100%
CV30	Total	3	50%	3	50%
Total		7	41.18%	10	58.82%